




**Race Die & Tool Inc.**



# Structural parts



## Shock Tower

Die : 1200\*1500\*1290mm

Press: 2000T

AlSi9Mn

4.3 kg

## Centre Bearing LH/RH

Die : 970\*880\*680 mm

Press: 1350~1600T

AlSi9Mn

1.4 kg (0.7kg each)




## C. Coupe LH/RH

Die : 1180\*1200\*880 mm

Press: 1350~1500T each

AlMg5Si2Mn

1.55 kg each




## Motor Housing

Die : 790\*450\*510 mm

Press: 350T

ADC12

189 g each



## Rear Pod LH/RH


Die : 780\*800\*900 mm

Press: 950~1200T

AISI9Mn

1.8 kg each

## Engine brackets





## B Pillar & Base

Die : 1420\*1380\*1400mm  
Press: 2700T  
AISI9Mn



# Race Die & Tool Inc.

4F, No.657-1 Chung Cheng Road,  
New Taipei City, Taiwan, 24257

TEL: +886-2-2902 9071      FAX: +886-2-2902 9072

E-mail: [race@racemold.com.tw](mailto:race@racemold.com.tw)

<http://www.racemold.com.tw>

