

鑽削刀桿系列

Drilling Toolholders Series

泛用鋼材 $\leq 50\text{HRC}$

不銹鋼

鋁合金 / 銅合金

鑄鐵

For general steel ($\leq 50\text{HRC}$), stainless steel, cast iron and aluminum/copper alloy machining.






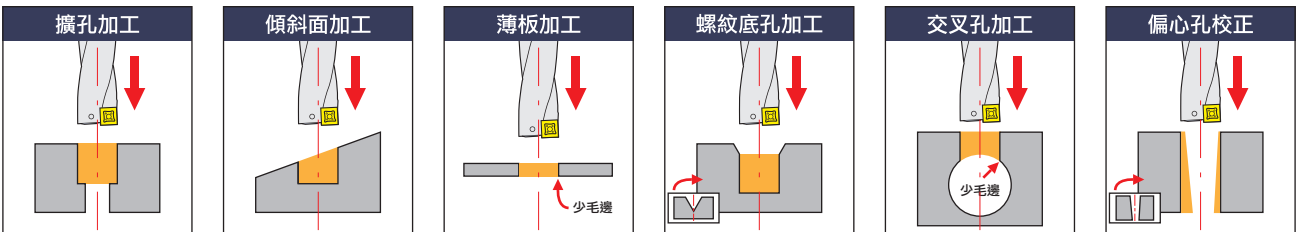
產品選擇表 Product Selection Table

鎢鋼鑽刀片 Carbide Drilling Inserts

刀片單面使用 Single-Sided Inserts	 <p>SPMG</p>	 <p>WDXT <small>NEW</small></p>	 <p>WCMT</p>			
	P.399	0.4~0.8 r	P.400	0.4~0.6 r	P.401	0.8~1.2 r

多功能鑽削加工 Multipurpose Drilling

刀片單面使用 Single-Sided Inserts	 <p>DSP</p> <p>2d</p>	 <p>DSP</p> <p>3d</p>	 <p>DSP</p> <p>4d</p>			
	P.402	φ 12.5~41.0	P.404	φ 12.5~41.0	P.406	φ 12.5~41.0



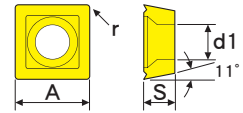
鑽削加工 Drilling

刀片單面使用 Single-Sided Inserts	 <p>DWD <small>NEW</small></p> <p>3d</p>	 <p>DWD <small>NEW</small></p> <p>4d</p>	 <p>DWD <small>NEW</small></p> <p>5d</p>			
	P.408	φ 13~36	P.410	φ 13~36	P.412	φ 13~44
	 <p>DW</p> <p>2d</p>	 <p>DW</p> <p>3d</p>	 <p>DW</p> <p>4d</p>			
	P.413	φ 18~40	P.414	φ 18~40	P.415	φ 21~40

鎢鋼鑽刀片

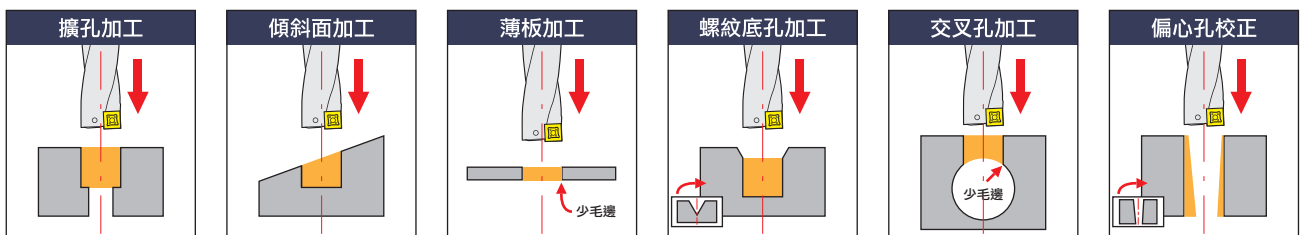
CARBIDE DRILLING INSERTS

加工材質	P	鋼材 Alloy Steels						◎	◎	◎	◎：第一推薦 First Recommend ○：第二推薦 Second Recommend -：不推薦 NO Recommend				
	M	不銹鋼 Stainless Steels						◎	◎	◎					
	K	鑄鐵 Cast Iron						◎	◎	◎					
加工材質	N	鋁合金 Aluminum Alloys						-	-	-	F：精加工 Finishing S：半精加工 Semi Finishing M：中加工 Medium R：粗加工 Roughing				
	S	高溫合金 High-Temp Alloys						◎	◎	◎					
	H	調質鋼 Hardened Steels						◎	◎	-					
刀片 Insert	訂購編號 Order No.	材質碼 Grade						尺寸 Dimension (mm)					刀片 2D 圖 Drawing	刀桿頁數 Tool Page	
		CVD			PVD			A	B	S	r	d1			
		CM110	CM6337	CM6347	CM6213	CM6223	CM6032	CM6233	CM6243						
應用於盲孔加工、穿孔加工【刀片單面使用】 ◦ Blind Hole Drilling & Through Hole Drilling 【Single-Sided Inserts】 .															
	T	SPMG050204-MG					●	●	●	5.00	-	2.38	0.4	2.30	
F	S	M	R												
	T	SPMG060204-MG					●	●	●	6.00	-	2.38	0.4	2.65	
F	S	M	R												
	T	SPMG07T308-MG					●	●	●	7.94	-	3.97	0.8	2.85	
F	S	M	R												
	T	SPMG090408-MG					●	●	●	9.80	-	4.30	0.8	4.05	
F	S	M	R												
	T	SPMG090408-RG					●	●	●	9.80	-	4.30	0.8	4.05	
F	S	M	R												
	T	SPMG110408-MG					●	●	●	11.5	-	4.80	0.8	4.45	
F	S	M	R												
	T	SPMG110408-RG					●	●	●	11.5	-	4.80	0.8	4.45	
F	S	M	R												



402
407

➔ 切削條件表 Cutting Condition P.610




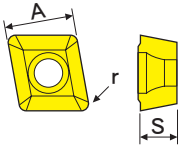



鎢鋼鑽刀片

CARBIDE DRILLING INSERTS

加工材質	P	鋼材 Alloy Steels								◎	◎：第一推薦 First Recommend ○：第二推薦 Second Recommend -：不推薦 NO Recommend
	M	不銹鋼 Stainless Steels								◎	
	K	鑄鐵 Cast Iron								◎	
	N	鋁合金 Aluminum Alloys								-	F：精加工 Finishing S：半精加工 Semi Finishing M：中加工 Medium R：粗加工 Roughing
	S	高溫合金 High-Temp Alloys								◎	
	H	調質鋼 Hardened Steels								◎	

刀片 Insert	訂購編號 Order No.	材質碼 Grade						尺寸 Dimension (mm)					刀片 2D 圖 Drawing	刀桿頁數 Tool Page
		CVD			PVD			A	B	S	r	d1		
		CM10	CM6337	CM6347	CM6213	CM6223	CM6032							

應用於盲孔加工、穿孔加工【刀片單面使用】 ◦ Blind Hole Drilling & Through Hole Drilling 【Single-Sided Inserts】 .

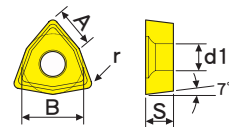
	S	WDXT042004-MG								●	4.2	-	2.0	0.4	-		408 412
F S M R																	
	S	WDXT052504-MG								●	5.0	-	2.5	0.4	-		
F S M R																	
	S	WDXT063006-MG								●	6.0	-	3.0	0.6	-		
F S M R																	
	S	WDXT073506-MG								●	7.5	-	3.5	0.6	-		
F S M R																	

→ 切削條件表 Cutting Condition P.610

鎢鋼鑽刀片

CARBIDE DRILLING INSERTS

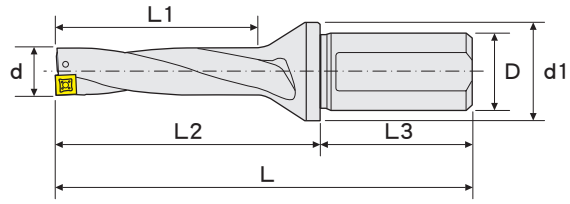
加工材質	P	鋼材 Alloy Steels						◎	◎	◎	◎：第一推薦 First Recommend ○：第二推薦 Second Recommend -：不推薦 NO Recommend				
	M	不銹鋼 Stainless Steels						◎	◎	◎					
	K	鑄鐵 Cast Iron						◎	◎	◎					
加工材質	N	鋁合金 Aluminum Alloys						-	-	-	F：精加工 Finishing S：半精加工 Semi Finishing M：中加工 Medium R：粗加工 Roughing				
	S	高溫合金 High-Temp Alloys						◎	◎	◎					
	H	調質鋼 Hardened Steels						◎	◎	-					
刀片 Insert	訂購編號 Order No.	材質碼 Grade						尺寸 Dimension (mm)					刀片 2D 圖 Drawing	刀桿頁數 Tool Page	
		CVD			PVD			A	B	S	r	d1			
		CM110	CM6337	CM6347	CM6213	CM6223	CM6032	CM6233	CM6243						
應用於盲孔加工、穿孔加工【刀片單面使用】 ◦ Blind Hole Drilling & Through Hole Drilling 【Single-Sided Inserts】 .															
	S	WCMT030208-MM					●	●	●	3.8	5.56	2.38	0.8	2.8	
F	S	M	R												
	S	WCMT040208-SG					●	●	●	4.3	6.35	2.38	0.8	3.0	
F	S	M	R												
	S	WCMT040208-MM					●	●	●	4.3	6.35	2.38	0.8	3.0	
F	S	M	R												
	S	WCMT050308-SG					●	●	●	5.4	7.94	3.18	0.8	3.4	
F	S	M	R												
	S	WCMT050308-MM					●	●	●	5.4	7.94	3.18	0.8	3.4	
F	S	M	R												
	S	WCMT06T308-SG					●	●	●	6.5	9.53	3.97	0.8	4.0	
F	S	M	R												
	S	WCMT06T308-MM					●	●	●	6.5	9.53	3.97	0.8	4.0	
F	S	M	R												
	S	WCMT080412-SG					●	●	●	8.7	12.7	4.76	1.2	4.3	
F	S	M	R												
	S	WCMT080412-MM					●	●	●	8.7	12.7	4.76	1.2	4.3	
F	S	M	R												



413
415

DSP 快速鑽頭 - 2 倍長

INDEXABLE- HIGH SPEED DRILLS- DSP- 2xd



185

訂購編號 Order No.	尺寸 Dimensions (mm)							搭配刀片 Insert	Screw 	Wrench
	d	L1	L2	L3	L	D	d1			
DSP05-020125-02D-C	12.5	26	44	50	94	20	25	SPMG0502..	TS2003	ETF06
DSP05-020133-02D-C	13.0	26	44	50	94	20	25			
DSP05-020135-02D-C	13.5	28	46	50	96	20	25			
DSP05-020144-02D-C	14.0	28	46	50	96	20	25			
DSP05-020145-02D-C	14.5	30	49	50	99	20	25			
DSP05-020155-02D-C	15.0	30	49	50	99	20	25			
DSP06-020155-02D-C	15.5	32	52	56	108	25	33	SPMG0602..	TS2205	ETF06
DSP06-020166-02D-C	16.0	32	52	56	108	25	33			
DSP06-020165-02D-C	16.5	34	54	56	110	25	33			
DSP06-020177-02D-C	17.0	34	54	56	110	25	33			
DSP06-020175-02D-C	17.5	36	57	56	113	25	33			
DSP06-020188-02D-C	18.0	36	57	56	113	25	33			
DSP06-020185-02D-C	18.5	38	59	56	115	25	33			
DSP06-020199-02D-C	19.0	38	59	56	115	25	33			
DSP06-020195-02D-C	19.5	40	63	56	119	25	33			
DSP06-020200-02D-C	20.0	40	63	56	119	25	33			
DSP06-020205-02D-C	20.5	42	65	56	121	25	33			
DSP06-020211-02D-C	21.0	42	65	56	121	25	33			
DSP06-020215-02D-C	21.5	44	67	56	123	25	33	SPMG07T3..	TS2511	ETF08
DSP07-020222-02D-C	22.0	44	67	56	123	25	43			
DSP07-020225-02D-C	22.5	46	71	60	131	32	43			
DSP07-020233-02D-C	23.0	46	71	60	131	32	43			
DSP07-020235-02D-C	23.5	48	74	60	134	32	43			
DSP07-020244-02D-C	24.0	48	74	60	134	32	43			
DSP07-020245-02D-C	24.5	50	77	60	137	32	43			
DSP07-020255-02D-C	25.0	50	77	60	137	32	43			
DSP07-020255-02D-C	25.5	52	79	60	139	32	43			
DSP07-020266-02D-C	26.0	52	79	60	139	32	43			
DSP07-020265-02D-C	26.5	54	81	60	142	32	43			
DSP07-020277-02D-C	27.0	54	81	60	142	32	43			
DSP07-020275-02D-C	27.5	56	84	60	144	32	43			

→ 搭配刀片
Insert P.399

→ 切削條件表
Cutting Condition P.610

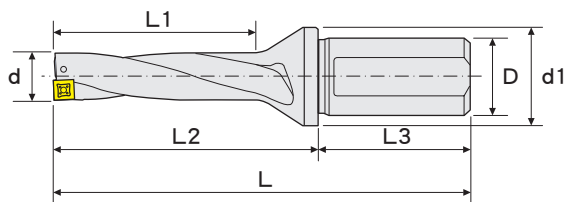
※ 型號後端 -C 為出水孔設計。 Product number end in -C are coolant-through design.

應用材質 Work Material	碳素鋼 Carbon Steels	合金鋼 Alloy Steels		調質鋼 Hardened Steels		不銹鋼 Stainless Steels	鑄鐵 Cast Iron	鋁合金 Aluminum Alloys	高溫合金 High-Temp Alloys
	HRC<20	HRC20~30	HRC30~45	HRC45~55	HRC55~63		HRC<30		HRC<30
	◎	◎	◎	—	—	○	◎	—	—

◎：第一推薦 First Recommend ○：第二推薦 Second Recommend —：不推薦 NO Recommend

DSP 快速鑽頭 - 3 倍長

INDEXABLE- HIGH SPEED DRILLS- DSP- 3xd



185

訂購編號 Order No.	尺寸 Dimensions (mm)							搭配刀片 Insert	Screw	Wrench
	d	L1	L2	L3	L	D	d1			
DSP05-020125-03D-C	12.5	39	57	50	107	20	25	SPMG0502..	TS2003	ETF06
DSP05-020133-03D-C	13.0	39	57	50	107	20	25			
DSP05-020135-03D-C	13.5	42	60	50	110	20	25			
DSP05-020143-03D-C	14.0	42	60	50	110	20	25			
DSP05-020145-03D-C	14.5	45	64	50	114	20	25			
DSP05-020153-03D-C	15.0	45	64	50	114	20	25	SPMG0602..	TS2205	ETF06
DSP06-020155-03D-C	15.5	48	68	56	124	25	33			
DSP06-020163-03D-C	16.0	48	68	56	124	25	33			
DSP06-020165-03D-C	16.5	51	71	56	127	25	33			
DSP06-020173-03D-C	17.0	51	71	56	127	25	33			
DSP06-020175-03D-C	17.5	54	75	56	131	25	33			
DSP06-020183-03D-C	18.0	54	75	56	131	25	33			
DSP06-020185-03D-C	18.5	57	78	56	134	25	33			
DSP06-020193-03D-C	19.0	57	78	56	134	25	33			
DSP06-020195-03D-C	19.5	60	83	56	139	25	33			
DSP06-020203-03D-C	20.0	60	83	56	139	25	33	SPMG07T3..	TS2511	ETF08
DSP06-020205-03D-C	20.5	63	86	56	142	25	33			
DSP06-020213-03D-C	21.0	63	86	56	142	25	33			
DSP06-020215-03D-C	21.5	66	89	56	145	25	33			
DSP07-020223-03D-C	22.0	66	89	56	145	25	43			
DSP07-020225-03D-C	22.5	69	94	60	154	32	43			
DSP07-020233-03D-C	23.0	69	94	60	154	32	43			
DSP07-020235-03D-C	23.5	72	98	60	158	32	43			
DSP07-020243-03D-C	24.0	72	98	60	158	32	43			
DSP07-020245-03D-C	24.5	75	102	60	162	32	43			
DSP07-020253-03D-C	25.0	75	102	60	162	32	43			
DSP07-020255-03D-C	25.5	78	105	60	165	32	43			
DSP07-020263-03D-C	26.0	78	105	60	165	32	43			
DSP07-020265-03D-C	26.5	81	108	60	168	32	43			
DSP07-020273-03D-C	27.0	81	108	60	168	32	43			
DSP07-020275-03D-C	27.5	84	112	60	172	32	43			

→ 搭配刀片
Insert P.399

→ 切削條件表
Cutting Condition P.610

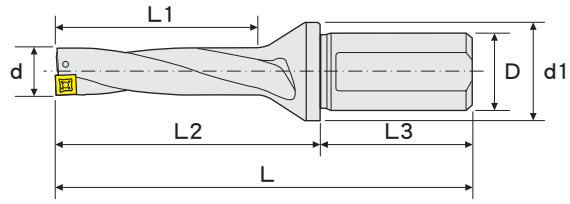
※ 型號後端 -C 為出水孔設計。 Product number end in -C are coolant-through design.

應用材質 Work Material	碳素鋼 Carbon Steels	合金鋼 Alloy Steels		調質鋼 Hardened Steels		不銹鋼 Stainless Steels	鑄鐵 Cast Iron	鋁合金 Aluminum Alloys	高溫合金 High-Temp Alloys
	HRC<20	HRC20~30	HRC30~45	HRC45~55	HRC55~63		HRC<30		HRC<30
	◎	◎	◎	—	—	○	◎	—	—

◎：第一推薦 First Recommend ○：第二推薦 Second Recommend —：不推薦 NO Recommend

DSP 快速鑽頭 - 4 倍長

INDEXABLE- HIGH SPEED DRILLS- DSP- 4xd



185

訂購編號 Order No.	尺寸 Dimensions (mm)							搭配刀片 Insert	Screw 	Wrench
	d	L1	L2	L3	L	D	d1			
DSP05-020125-04D-C	12.5	52	70	50	120	20	25	SPMG0502..	TS2003	ETF06
DSP05-020130-04D-C	13.0	52	70	50	120	20	25			
DSP05-020135-04D-C	13.5	56	74	50	124	20	25			
DSP05-020140-04D-C	14.0	56	74	50	124	20	25			
DSP05-020145-04D-C	14.5	60	79	50	129	20	25			
DSP05-020150-04D-C	15.0	60	79	50	129	20	25			
DSP06-020155-04D-C	15.5	64	84	56	140	25	33	SPMG0602..	TS2205	ETF06
DSP06-020160-04D-C	16.0	64	84	56	140	25	33			
DSP06-020165-04D-C	16.5	68	88	56	144	25	33			
DSP06-020170-04D-C	17.0	68	88	56	144	25	33			
DSP06-020175-04D-C	17.5	72	92	56	148	25	33			
DSP06-020180-04D-C	18.0	72	92	56	148	25	33			
DSP06-020185-04D-C	18.5	76	96	56	152	25	33			
DSP06-020190-04D-C	19.0	76	96	56	152	25	33			
DSP06-020195-04D-C	19.5	80	100	56	156	25	33			
DSP06-020200-04D-C	20.0	80	100	56	156	25	33			
DSP06-020205-04D-C	20.5	84	104	56	160	25	33			
DSP06-020210-04D-C	21.0	84	104	56	160	25	33			
DSP06-020215-04D-C	21.5	88	108	56	164	25	33			
DSP07-020220-04D-C	22.0	88	108	56	164	25	43			
DSP07-020225-04D-C	22.5	92	117	60	177	32	43			
DSP07-020230-04D-C	23.0	92	117	60	177	32	43			
DSP07-020235-04D-C	23.5	96	121	60	181	32	43			
DSP07-020240-04D-C	24.0	96	121	60	181	32	43			
DSP07-020245-04D-C	24.5	100	125	60	185	32	43			
DSP07-020250-04D-C	25.0	100	125	60	185	32	43			
DSP07-020255-04D-C	25.5	104	129	60	189	32	43			
DSP07-020260-04D-C	26.0	104	129	60	189	32	43			
DSP07-020265-04D-C	26.5	108	136	60	196	32	43			
DSP07-020270-04D-C	27.0	108	136	60	196	32	43			
DSP07-020275-04D-C	27.5	112	140	60	200	32	43			

→ 搭配刀片 Insert P.399

→ 切削條件表 Cutting Condition P.610

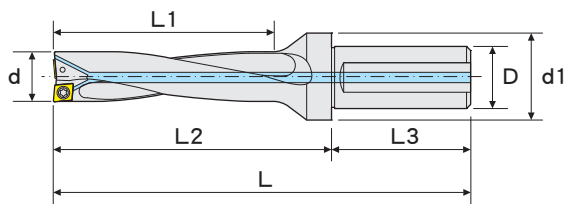
※ 型號後端 -C 為出水孔設計。 Product number end in -C are coolant-through design.

應用材質 Work Material	碳素鋼 Carbon Steels	合金鋼 Alloy Steels		調質鋼 Hardened Steels		不銹鋼 Stainless Steels	鑄鐵 Cast Iron	鋁合金 Aluminum Alloys	高溫合金 High-Temp Alloys
	HRC<20	HRC20~30	HRC30~45	HRC45~55	HRC55~63		HRC<30		HRC<30
	◎	◎	◎	—	—	○	◎	—	—

◎：第一推薦 First Recommend ○：第二推薦 Second Recommend —：不推薦 NO Recommend

DWD 快速鑽頭 - 3 倍長

INDEXABLE- HIGH SPEED DRILLS- DWD- 3xd



184

訂購編號 Order No.	尺寸 Dimensions (mm)							搭配刀片 Insert	Screw 	Wrench
	d	L1	L2	L3	L	D	d1			
DWD04-02013-03D-C	13.0	39	57	50	107	20	27	WD..0420..	TS1801	ETF06
DWD04-020135-03D-C	13.5	42	60	50	110	20	27			
DWD04-02014-03D-C	14.0	42	60	50	110	20	27			
DWD04-020145-03D-C	14.5	45	64	50	114	20	27			
DWD04-02015-03D-C	15.0	45	64	50	114	20	27	WD..0525..	TS2003	ETF06
DWD05-020155-03D-C	15.5	48	67	50	117	25	27			
DWD05-02016-03D-C	16.0	48	67	50	117	25	27			
DWD05-020165-03D-C	16.5	51	70	50	120	25	27			
DWD05-02017-03D-C	17.0	51	70	50	120	20	27	WD..0630..	TS2203	ETF07
DWD05-020175-03D-C	17.5	54	73	50	123	25	27			
DWD05-02018-03D-C	18.0	54	73	50	123	25	27			
DWD05-020185-03D-C	18.5	57	76	50	126	25	27			
DWD06-02019-03D-C	19.0	57	76	50	126	25	27	WD..0735..	TS2511	ETF08
DWD06-020195-03D-C	19.5	60	79	50	129	25	27			
DWD06-02020-03D-C	20.0	60	79	50	129	25	27			
DWD06-020205-03D-C	20.5	63	87	56	143	25	33			
DWD06-02021-03D-C	21.0	63	87	56	143	25	33	WD..0735..	TS2511	ETF08
DWD06-020215-03D-C	21.5	66	90	56	146	25	33			
DWD06-02022-03D-C	22.0	66	90	56	146	25	33			
DWD06-020225-03D-C	22.5	69	93	56	149	32	43			
DWD07-02023-03D-C	23.0	69	93	56	149	32	43	WD..0735..	TS2511	ETF08
DWD07-020235-03D-C	23.5	72	96	56	152	32	43			
DWD07-02024-03D-C	24.0	72	96	56	152	32	43			
DWD07-020245-03D-C	24.5	75	99	56	155	32	43			
DWD07-02025-03D-C	25.0	75	99	56	155	32	43	WD..0735..	TS2511	ETF08
DWD07-020255-03D-C	25.5	78	105	60	165	32	43			
DWD07-02026-03D-C	26.0	78	105	60	165	32	43			
DWD07-020265-03D-C	26.5	81	109	60	169	32	43			
DWD07-02027-03D-C	27.0	81	109	60	169	32	43	WD..0735..	TS2511	ETF08
DWD07-020275-03D-C	27.5	84	112	60	172	32	43			
DWD07-02028-03D-C	28.0	84	112	60	172	32	43			

→ 搭配刀片
Insert P.400

→ 切削條件表
Cutting Condition P.610

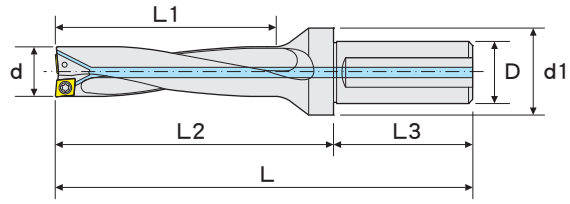
※ 型號後端 -C 為出水孔設計。 Product number end in -C are coolant-through design.

應用材質 Work Material	碳素鋼 Carbon Steels	合金鋼 Alloy Steels		調質鋼 Hardened Steels		不銹鋼 Stainless Steels	鑄鐵 Cast Iron	鋁合金 Aluminum Alloys	高溫合金 High-Temp Alloys
	HRC<20	HRC20~30	HRC30~45	HRC45~55	HRC55~63		HRC<30		HRC<30
	◎	◎	◎	—	—	○	◎	—	—

◎：第一推薦 First Recommend ○：第二推薦 Second Recommend —：不推薦 NO Recommend

DWD 快速鑽頭 - 3 倍長

INDEXABLE- HIGH SPEED DRILLS- DWD- 3xd



184

訂購編號 Order No.	尺寸 Dimensions (mm)							搭配刀片 Insert	Screw	Wrench
	d	L1	L2	L3	L	D	d1			
DWD07-020285-03D-C	28.5	87	115	60	175	32	43	WD..0735..	TS2511	ETF08
DWD09-02029-03D-C	29.0	87	115	60	175	32	43			
DWD09-020295-03D-C	29.5	90	108	60	178	32	43			
DWD09-02030-03D-C	30.0	90	108	60	178	32	43			
DWD09-020305-03D-C	30.5	93	121	60	181	32	43			
DWD09-02031-03D-C	31.0	93	121	60	181	32	43			
DWD09-020315-03D-C	31.5	96	124	60	184	32	43			
DWD09-02032-03D-C	32.0	96	124	60	184	32	43			
DWD09-020325-03D-C	32.5	99	127	60	187	32	43			
DWD09-02033-03D-C	33.0	99	127	60	187	32	43			
DWD09-02034-03D-C	34.0	102	130	60	190	32	43			
DWD09-02035-03D-C	35.0	105	133	60	193	32	43			
DWD09-02036-03D-C	36.0	108	136	60	196	32	43			
								WD..0940..	TS3510	ETF15

→ 搭配刀片 Insert P.400

→ 切削條件表 Cutting Condition P.610

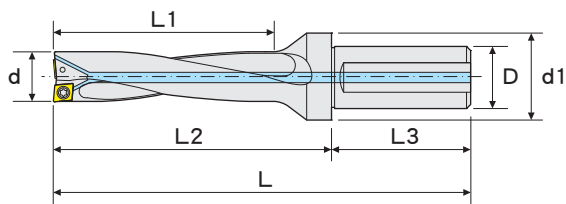
※ 型號後端 -C 為出水孔設計。 Product number end in -C are coolant-through design.

應用材質 Work Material	碳素鋼 Carbon Steels	合金鋼 Alloy Steels		調質鋼 Hardened Steels		不銹鋼 Stainless Steels	鑄鐵 Cast Iron	鋁合金 Aluminum Alloys	高溫合金 High-Temp Alloys
	HRC<20	HRC20~30	HRC30~45	HRC45~55	HRC55~63		HRC<30		HRC<30
	◎	◎	◎	—	—	○	◎	—	—

◎：第一推薦 First Recommend ○：第二推薦 Second Recommend —：不推薦 NO Recommend

DWD 快速鑽頭 - 4 倍長

INDEXABLE- HIGH SPEED DRILLS- DWD- 4xd



184

訂購編號 Order No.	尺寸 Dimensions (mm)							搭配刀片 Insert	Screw 	Wrench
	d	L1	L2	L3	L	D	d1			
DWD04-02013-04D-C	13.0	52	70	50	120	20	27	WD..0420..	TS1801	ETF06
DWD04-020135-04D-C	13.5	56	74	50	124	20	27			
DWD04-02014-04D-C	14.0	56	74	50	124	20	27			
DWD04-020145-04D-C	14.5	60	79	50	129	20	27			
DWD04-02015-04D-C	15.0	60	79	50	129	20	27	WD..0525..	TS2003	ETF06
DWD05-020155-04D-C	15.5	64	83	50	133	20	27			
DWD05-02016-04D-C	16.0	64	83	50	133	25	27			
DWD05-020165-04D-C	16.5	68	87	50	137	25	27			
DWD05-02017-04D-C	17.0	68	87	50	137	20	27	WD..0630..	TS2203	ETF07
DWD05-020175-04D-C	17.5	72	91	50	141	25	27			
DWD05-02018-04D-C	18.0	72	91	50	141	25	27			
DWD05-020185-04D-C	18.5	76	95	50	145	25	27			
DWD06-020185-04D-C	18.5	76	95	50	145	25	27	WD..0735..	TS2511	ETF08
DWD06-02019-04D-C	19.0	76	95	50	145	25	27			
DWD06-020195-04D-C	19.5	80	99	50	149	25	27			
DWD06-02020-04D-C	20.0	80	99	50	149	25	27			
DWD06-020205-04D-C	20.5	63	108	56	164	25	33	WD..0735..	TS2511	ETF08
DWD06-02021-04D-C	21.0	63	108	56	164	25	33			
DWD06-020215-04D-C	21.5	66	112	56	168	25	33			
DWD06-02022-04D-C	22.0	66	112	56	168	25	33			
DWD06-020225-04D-C	22.5	69	116	56	172	25	33			
DWD07-02023-04D-C	23.0	69	116	56	172	32	33			
DWD07-020235-04D-C	23.5	72	120	56	176	32	33			
DWD07-02024-04D-C	24.0	72	120	56	176	32	33			
DWD07-020245-04D-C	24.5	75	124	56	180	32	33			
DWD07-02025-04D-C	25.0	75	124	56	180	32	33			
DWD07-020255-04D-C	25.5	78	131	60	191	32	43			
DWD07-02026-04D-C	26.0	78	131	60	191	32	43			
DWD07-020265-04D-C	26.5	81	136	60	196	32	43			
DWD07-02027-04D-C	27.0	81	136	60	196	32	43			
DWD07-020275-04D-C	27.5	84	140	60	200	32	43			
DWD07-02028-04D-C	28.0	84	140	60	200	32	43			

→ 搭配刀片 Insert P.400

→ 切削條件表 Cutting Condition P.610

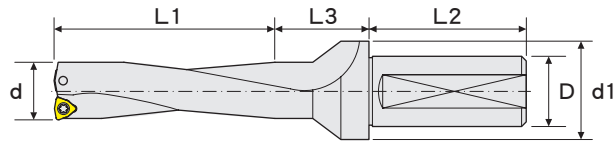
※ 型號後端 -C 為出水孔設計。 Product number end in -C are coolant-through design.

應用材質 Work Material	碳素鋼 Carbon Steels	合金鋼 Alloy Steels		調質鋼 Hardened Steels		不銹鋼 Stainless Steels	鑄鐵 Cast Iron	鋁合金 Aluminum Alloys	高溫合金 High-Temp Alloys
	HRC<20	HRC20~30	HRC30~45	HRC45~55	HRC55~63		HRC<30		HRC<30
	◎	◎	◎	—	—	○	◎	—	—

◎：第一推薦 First Recommend ○：第二推薦 Second Recommend —：不推薦 NO Recommend

DW 快速鑽頭 - 2 倍長

INDEXABLE- HIGH SPEED DRILLS- DW- 2xd



185

訂購編號 Order No.	尺寸 Dimensions (mm)						搭配刀片 Insert	Screw 	Wrench
	d	L1	L2	L3	D	d1			
DW03-02018-02D-C	18.0	36	52	24	20	29	WC..0302..	MS2506E	ETF08
DW03-02019-02D-C	19.0	38	52	24	20	29			
DW03-02020-02D-C	20.0	40	52	24	20	29			
DW03-02018-02D-116L-C	18.0	36	56	24	25	35			
DW03-02018-02D-117L-C	18.5	37	56	24	25	35			
DW03-02019-02D-118L-C	19.0	38	56	24	25	35			
DW03-02020-02D-120L-C	20.0	40	56	24	25	35			
DW04-02021-02D-C	21.0	42	56	24	25	35	WC..0402..	MS2506E	ETF08
DW04-02022-02D-C	22.0	44	56	24	25	35			
DW04-02023-02D-C	23.0	46	56	24	25	35			
DW04-02024-02D-C	24.0	48	56	24	25	35			
DW04-02025-02D-C	25.0	50	56	24	25	35			
DW05-02026-02D-C	26.0	52	60	29	32	43	WC..0503..	MS3008E	ETF09
DW05-02027-02D-C	27.0	54	60	29	32	43			
DW05-02028-02D-C	28.0	56	60	29	32	43			
DW05-02029-02D-C	29.0	58	60	29	32	43			
DW05-02030-02D-C	30.0	60	60	29	32	43			
DW06-02031-02D-C	31.0	62	60	29	32	43	WC..06T3..	MS3510E	ETF10
DW06-02032-02D-C	32.0	64	60	29	32	43			
DW06-02033-02D-C	33.0	66	60	29	32	43			
DW06-02034-02D-C	34.0	68	60	29	32	43			
DW06-02035-02D-C	35.0	70	60	29	32	43			
DW06-02036-02D-C	36.0	72	60	29	32	43			
DW06-02037-02D-C	37.0	74	60	29	32	43			
DW06-02038-02D-C	38.0	76	60	29	32	43			
DW06-02039-02D-C	39.0	78	60	29	32	43			
DW06-02040-02D-C	40.0	80	60	29	32	43			

→ 搭配刀片
Insert P.401

→ 切削條件表
Cutting Condition P.610

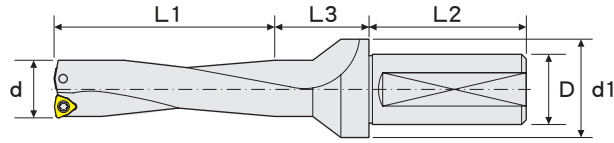
※ 型號後端 -C 為出水孔設計。 Product number end in -C are coolant-through design.

應用材質 Work Material	碳素鋼 Carbon Steels	合金鋼 Alloy Steels		調質鋼 Hardened Steels		不銹鋼 Stainless Steels	鑄鐵 Cast Iron	鋁合金 Aluminum Alloys	高溫合金 High-Temp Alloys
	HRC<20	HRC20~30	HRC30~45	HRC45~55	HRC55~63		HRC<30		HRC<30
	◎	◎	◎	—	—	○	◎	—	—

◎：第一推薦 First Recommend ○：第二推薦 Second Recommend —：不推薦 NO Recommend

DW 快速鑽頭 - 3 倍長

INDEXABLE- HIGH SPEED DRILLS- DW- 3xd



185

訂購編號 Order No.	尺寸 Dimensions (mm)						搭配刀片 Insert	Screw 	Wrench
	d	L1	L2	L3	D	d1			
DW03-02018-03D-C	18.0	54	52	24	20	29	WC..0302..	MS2506E	ETF08
DW03-02019-03D-C	19.0	57	52	24	20	29			
DW03-02020-03D-C	20.0	60	52	24	20	29			
DW03-02018-03D-134L-C	18.0	54	56	24	25	35			
DW03-02018-03D-135L-C	18.5	55.5	56	24	25	35			
DW03-02019-03D-137L-C	19.0	57	56	24	25	35			
DW03-02020-03D-140L-C	20.0	60	56	24	25	35			
DW04-02021-03D-C	21.0	63	56	24	25	35	WC..0402..	MS2506E	ETF08
DW04-02022-03D-C	22.0	66	56	24	25	35			
DW04-02023-03D-C	23.0	69	56	24	25	35			
DW04-02024-03D-C	24.0	72	56	24	25	35			
DW04-02025-03D-C	25.0	75	56	24	25	35			
DW05-02026-03D-C	26.0	78	60	29	32	43	WC..0503..	MS3008E	ETF09
DW05-02027-03D-C	27.0	81	60	29	32	43			
DW05-02028-03D-C	28.0	84	60	29	32	43			
DW05-02029-03D-C	29.0	87	60	29	32	43			
DW05-02030-03D-C	30.0	90	60	29	32	43			
DW06-02031-03D-C	31.0	93	60	29	32	43	WC..06T3..	MS3510E	ETF10
DW06-02032-03D-C	32.0	96	60	29	32	43			
DW06-02033-03D-C	33.0	99	60	29	32	43			
DW06-02034-03D-C	34.0	102	60	29	32	43			
DW06-02035-03D-C	35.0	105	60	29	32	43			
DW06-02036-03D-C	36.0	108	60	29	32	43			
DW06-02037-03D-C	37.0	111	60	29	32	43			
DW06-02038-03D-C	38.0	114	60	29	32	43			
DW06-02039-03D-C	39.0	117	60	29	32	43			
DW06-02040-03D-C	40.0	120	60	29	32	43			

→ 搭配刀片
Insert P.401

→ 切削條件表
Cutting Condition P.610

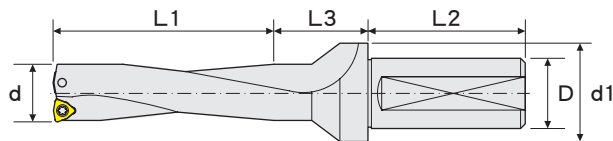
※ 型號後端 -C 為出水孔設計。 Product number end in -C are coolant-through design.

應用材質 Work Material	碳素鋼 Carbon Steels	合金鋼 Alloy Steels		調質鋼 Hardened Steels		不銹鋼 Stainless Steels	鑄鐵 Cast Iron	鋁合金 Aluminum Alloys	高溫合金 High-Temp Alloys
	HRC<20	HRC20~30	HRC30~45	HRC45~55	HRC55~63		HRC<30		HRC<30
	◎	◎	◎	—	—	○	◎	—	—

◎：第一推薦 First Recommend ○：第二推薦 Second Recommend —：不推薦 NO Recommend

DW 快速鑽頭 - 4 倍長

INDEXABLE- HIGH SPEED DRILLS- DW- 4xd



185

訂購編號 Order No.	尺寸 Dimensions (mm)						搭配刀片 Insert	Screw 	Wrench
	d	L1	L2	L3	D	d1			
DW04-02021-04D-C	21.0	84	56	24	25	35	WC..0402..	MS2506E	ETF08
DW04-02022-04D-C	22.0	88	56	24	25	35			
DW04-02023-04D-C	23.0	92	56	24	25	35			
DW04-02024-04D-C	24.0	96	56	24	25	35			
DW04-02025-04D-C	25.0	100	56	24	25	35			
DW05-02026-04D-C	26.0	104	60	29	32	43	WC..0503..	MS3008E	ETF09
DW05-02027-04D-C	27.0	108	60	29	32	43			
DW05-02028-04D-C	28.0	112	60	29	32	43			
DW05-02029-04D-C	29.0	116	60	29	32	43			
DW05-02030-04D-C	30.0	120	60	29	32	43			
DW06-02031-04D-C	31.0	124	60	29	32	43	WC..06T3..	MS3510E	ETF10
DW06-02032-04D-C	32.0	128	60	29	32	43			
DW06-02033-04D-C	33.0	132	60	29	32	43			
DW06-02034-04D-C	34.0	136	60	29	32	43			
DW06-02035-04D-C	35.0	140	60	29	32	43			
DW06-02036-04D-C	36.0	144	60	29	32	43			
DW06-02037-04D-C	37.0	148	60	29	32	43			
DW06-02038-04D-C	38.0	152	60	29	32	43			
DW06-02039-04D-C	39.0	156	60	29	32	43			
DW06-02040-04D-C	40.0	160	60	29	32	43			

→ 搭配刀片 Insert P.401 → 切削條件表 Cutting Condition P.610

※ 型號後端 -C 為出水孔設計。 Product number end in -C are coolant-through design.

應用材質 Work Material	碳素鋼 Carbon Steels	合金鋼 Alloy Steels		調質鋼 Hardened Steels		不銹鋼 Stainless Steels	鑄鐵 Cast Iron	鋁合金 Aluminum Alloys	高溫合金 High-Temp Alloys
	HRC<20	HRC20~30	HRC30~45	HRC45~55	HRC55~63		HRC<30		HRC<30
	◎	◎	◎	—	—	○	◎	—	—

◎：第一推薦 First Recommend ○：第二推薦 Second Recommend —：不推薦 NO Recommend

HOLEMAKING Drilling Toolholders

鑽削刀桿

